


WELCOME

to today's English lesson

Friday 15th January
Direct speech



Friday 15th January

Direct speech

Good morning, Year 3.
Happy Friday!


Today, you are going to be putting together all of the skills that you have practised.

Read through the information pages first and then complete the task. I would really, really love to see your finished dialogue and hope you enjoy writing it.

Remember, you are all superstars 😊

Love

Miss Robertson xxx



How/ when to use inverted commas?



When you are writing, inverted commas (speech marks) go before and after what is being said.

For example:

“Everyone in Year 3 is working so hard at the moment,” stated Miss Robertson.



Other things to remember:

- ✓ Punctuation such as commas, question marks and full stops goes inside the inverted commas.
- ✓ When a new person is speaking, start a new line.
- ✓ Remember to say who is speaking (e.g. shouted Miss Robertson, bellowed Chris, cried Amelia)
- ✓ Try and think of interesting synonyms/ other words for said to make your writing interesting.

Your task:

Look back at the work you have done this week. Today, you are going to **write the dialogue (conversation) between the boy and Om.**

Things to help you:

- ✓ Use the speech bubbles that you did yesterday
- ✓ Look at the information page (on the previous page) for the rules for using inverted commas
- ✓ Use my example and the word bank on the next few pages to help you.

There is also a writing frame to help you if you need it 😊


Things to include:


- ✓ Inverted commas
- ✓ Interesting words for said
- ✓ Different types of sentences (command, statement, exclamation, question)
- ✓ Capital letters and full stops

Want to challenge yourself?

Can you include an adverb?

Can you include a subordinate clause?





What are the two characters saying to each other?



Miss Robertson's example:

"H-h-hello, where am I?" mumbled the boy as he looked nervously at his new surroundings.

"Welcome to the Stone Age, the best place ever," said Om, politely.

"I have never seen anything like this before," mumbled the boy.

"Well, I have never seen anybody like you before. What are you wearing?" asked Om, as she grabbed at the boy's clothes.

"Excuse me! These are my best clothes. This is called a jumper," replied the boy.

"Wow! What are those amazing things on your feet too?" asked Om, as she moved her attention onto his feet.



Words for said



Other key words:

Stone Age
modern day
clothes
shoes
glasses

Writing frame (to help with writing if needed):

I have written what Om would say for you, on the lines (in your book) write down what the boy might reply 😊

“Who are you?” asked the girl.

“Why do you look so different to me?” wondered Om.

“What are those strange things that you are wearing?” questioned Om.

“Why do you need to wear those things on your face?” asked Om.

Thank you for working so hard.

I would love to see your finished dialogue 😊

Please send in any photos of your work or any questions you have to yearthree@st-jo-st.dudley.sch.uk

It is always a pleasure to see all of your work.

